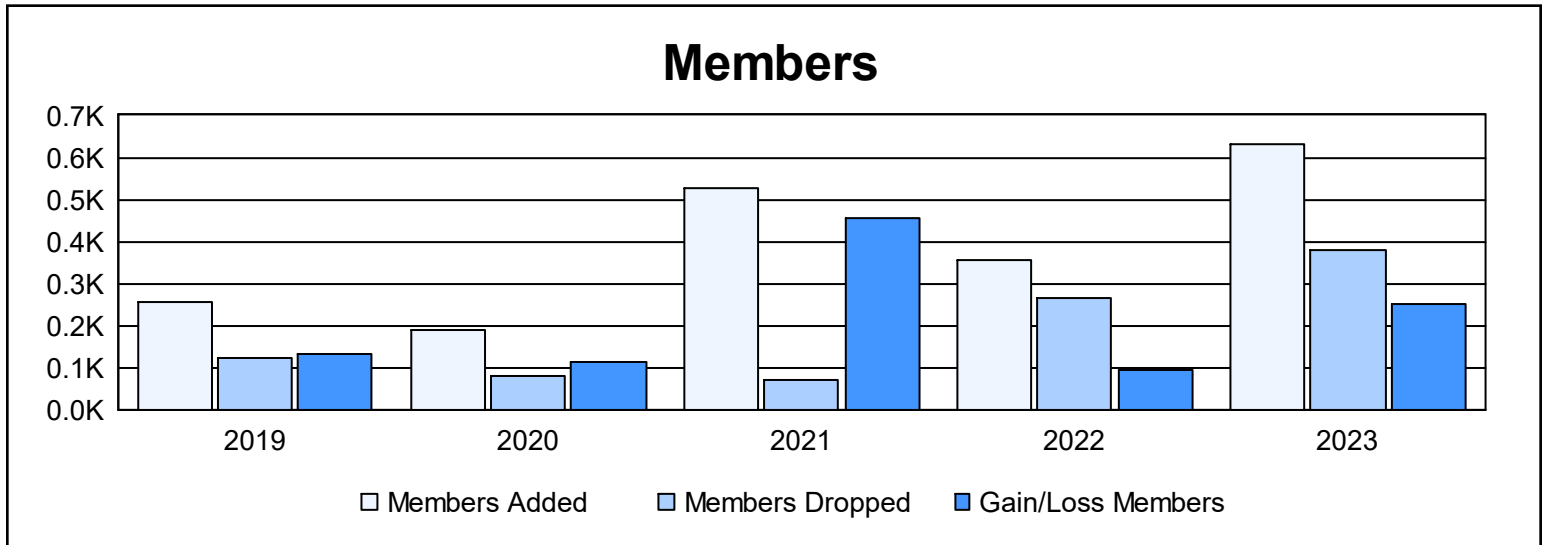
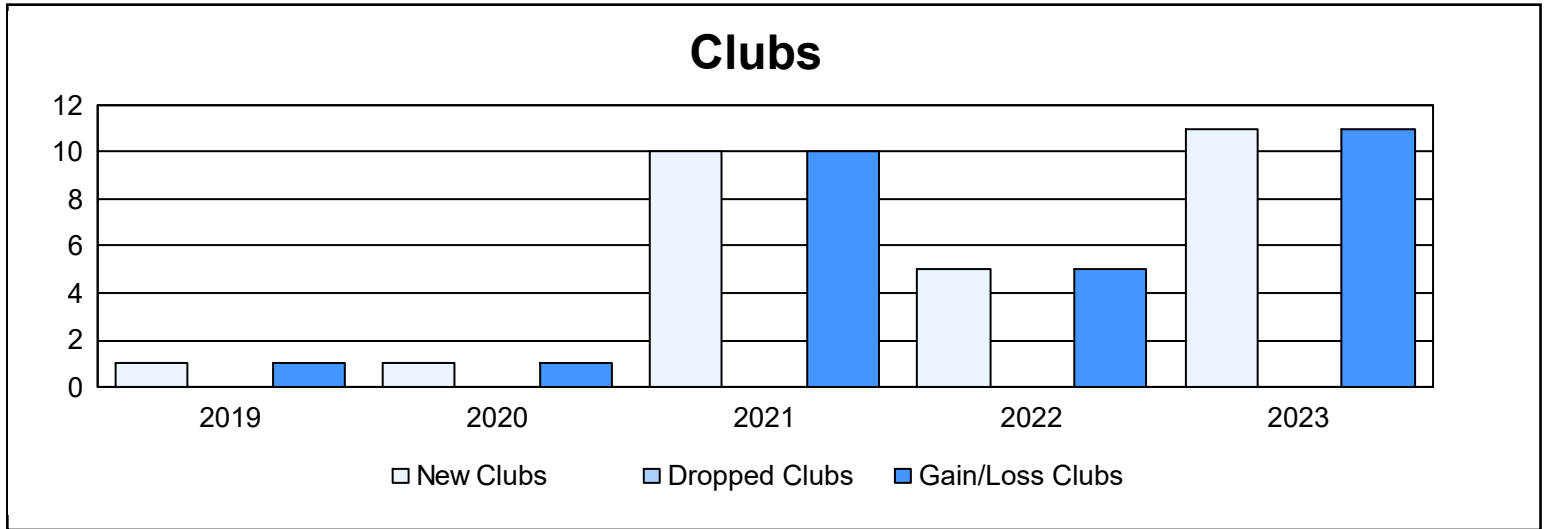
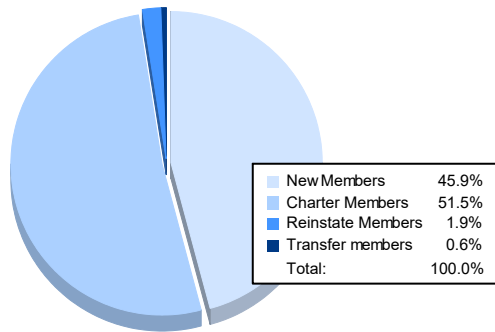


| Year | New Clubs | Dropped Clubs | Gain/ Loss Clubs | New Members | Charter Members | Reinstate Members | Transfer Members | Total Member Added | Total Members Dropped | Gain/ Loss Members |
|----------------|-----------|---------------|------------------|-------------|-----------------|-------------------|------------------|--------------------|-----------------------|--------------------|
| 2018-2019 | 1 | 0 | 1 | 198 | 54 | 0 | 2 | 254 | 122 | 132 |
| 2019-2020 | 1 | 0 | 1 | 160 | 24 | 0 | 6 | 190 | 79 | 111 |
| 2020-2021 | 10 | 0 | 10 | 239 | 281 | 1 | 4 | 525 | 71 | 454 |
| 2021-2022 | 5 | 0 | 5 | 200 | 155 | 1 | 1 | 357 | 265 | 92 |
| 2022-2023 | 11 | 0 | 11 | 289 | 324 | 12 | 4 | 629 | 380 | 249 |
| Average | 6 | 0 | 6 | 217 | 168 | 3 | 3 | 391 | 183 | 208 |



Membership Composition June 2023 Cumulative



Gender Composition June 2023 Cumulative

